

All things Year 2

Corpus Christi Catholic Primary School

Meet the Team

Miss Greene

Mrs Williams

Miss McGinty

Mrs Butler

Miss Perch

What does my child need for school:

- ▶ Correct school uniform.
- ▶ Appropriate hair and jewellery.
- ▶ PE uniform kept in school everyday.
- ▶ Reading wallet with book and diary daily.
- ▶ Homework books handed in on a Wednesday.
- ▶ Appropriate clothing for the weather.



KS1 Assessment

- ▶ At the end of Year 2 your child will take a national test set by the government. Your child will complete tests in reading, spelling, grammar and maths.
- ▶ Your child will be assessed using these tests and their class teachers judgements.

Attendance

- ▶ Your child needs to be in school everyday.
- ▶ All appointments need to be arrange for out of school hours.
- ▶ Children cannot take holidays during May as this is the month they will sit their SATs.

How to Help Your Child

- Support and reassure your child. Praise and encourage!
- Support your child with any homework tasks/revision material sent home.
- Talk to your child about what they have learnt at school and what book(s) they are reading (the character, the plot, their opinion).
- Make sure your child has a good sleep and healthy breakfast every morning!

Talking!

- ▶ It is vital that you talk to your child.
- ▶ You are their biggest role model for the way they speak.
- ▶ Encourage your child to speak clearly and in full sentences.
- ▶ Correct your child if they say something incorrectly e.g. I runned really fast.
- ▶ Introduce your child to new words.
- ▶ Teach them the rules for having a conversation.



Reading Targets

- ▶ Know all of their sounds and use these quickly to read unknown words.
- ▶ Read fluently a large range of words.
- ▶ Check that what they have read makes sense to them and correct any inaccurate reading.
- ▶ Discuss what they have read and what they have heard read to them.
- ▶ Infer why a character might act or feel a certain way.
- ▶ Make sensible predictions using what has happened so far in the story.
- ▶ Make links between books they have read.



How to Help Your Child with Reading

- Help your child develop an enjoyment and love for reading.
- Enjoy stories together – reading stories to your child is equally as important as listening to your child read.
- Read a little at a time but often, rather than rarely but for long periods of time!
- Talk about the story before, during and afterwards – discuss the plot, the characters, their feelings and actions, how it makes you feel, predict what will happen and encourage your child to have their own opinions.
- Look up definitions of words together – you could use a dictionary, the internet or an app on a phone or tablet.
- All reading is valuable – it doesn't have to be just stories. Reading can involve anything from fiction and non-fiction, poetry, newspapers, magazines, football programmes, TV guides.
- Visit the local library - it's free!




Writing targets

- ▶ Handwriting!!! Form all letters and numbers correctly, starting at the correct place.
- ▶ Form letters using an appropriate size, with capital letters being larger than lower-case letters.
- ▶ Spell all two hundred common exception words.
- ▶ Use capital letters, full stops and question marks.
- ▶ Use spelling rules e.g. adding s, es, ed, ing, un etc.
- ▶ Write several texts independently including both fictional and non-fiction.
- ▶ Write using past tense and present tense correctly.




How to Help Your Child with Writing

- Practise and learn spelling lists sent home – make it fun!
- Encourage opportunities for writing such as letters to family or friends, shopping lists, notes or reminders, stories or poems.
- Write together – be a good role model for writing.
- Encourage use of a dictionary to check spelling and a thesaurus to find synonyms and expand vocabulary.
- Allow your child to use a computer for word processing, which will allow for editing and correcting of errors without lots of crossing out.
- Remember that good readers become good writers! Identify good writing features when reading (e.g. vocabulary, sentence structure, punctuation).
- Show your appreciation: praise and encourage, even for small successes!




How to Help Your Child with Maths

- Play times tables games
- Play mental maths games including counting in different amounts, forwards and backwards.
- Encourage opportunities for telling the time.
- Encourage opportunities for counting coins and money; finding amounts or calculating change when shopping.
- Look for numbers and shapes on street signs, car registrations and anywhere else!
- Look for examples of 2D and 3D shapes around the home.
- Identify, weigh or measure quantities and amounts in the kitchen or in recipes.
- Play games involving numbers or logic, such as dominoes, card games, darts, draughts or chess.




Homework

- Will be sent home on a Friday and should be handed in on a Wednesday.
- Reading every night – talk to your child about what they have read
- Regular times table practise – your child should know all of their times tables speedily up to 12 by the end of year 4
- Practise spellings
- Maths and Grammar CGP books will be provided to all children and identified pages will be set weekly as a homework task to consolidate learning that has taken place in their lessons that week – please encourage your child to look after these books as replacements will be charged.
- Closer to SATs, additional homework and test revision will be provided.
- Mathematics and reading eggs will be available as an online addition to homework.



Timetable

Corpus Christi Catholic Primary School – KS1 Timetable




Timetable 2G

Day	8.45 – 9.00	9.00 – 9.30	9.30 – 9.40	9.40 – 10.40	10.40 – 11.00	11.00- 12.00	12.00 – 12.55	1.00 – 2.00	2.00 – 3.00	3.00 – 3.15		
Mon	Handwriting	Mission Assembly	Tackling maths	Maths	Fruit Time	Playtime	Phonics	English	RE	CC	Story, prayer	
Tues		Hymn practice	Tackling maths	Maths				English	PE	Handwriting	Wellbeing	Story, prayer
Wed		Guided Reading	Tackling maths	Maths				English	RE	CC	Story, prayer	
Thurs		Guided Reading	Tackling maths	Maths				English	Science	SPAG	Story, prayer	
Fri		Special Mention Assembly	Tackling maths	Maths				Reading	Computing	PE	Golden Time	
							Settle into class registration	Spelling				

Walking in Christ's footsteps, opening hearts and minds ...creating moments that matter ✨

Corpus Christi Catholic Primary School – KS1 Timetable



Timetable 2W

Day	8.45 – 9.00	9.00 – 9.30	9.30 – 9.40	9.40 – 10.40	10.40 – 11.00	11.00- 12.00	12.00 – 12.55	1.00 – 2.00	2.00 – 3.00	3.00 – 3.15		
Mon	Handwriting	Mission Assembly	Tackling maths	Maths	Fruit Time	Playtime	Phonics	English	RE	CC	Story, prayer	
Tues		Hymn practice	Tackling maths	Maths				English	PE	Handwriting	Wellbeing	Story, prayer
Wed		Guided Reading	Tackling maths	Maths				English	RE	CC	Story, prayer	
Thurs		Guided Reading	Tackling maths	Maths				English	Computing	PE	Story, prayer	
Fri		Special Mention Assembly	Tackling maths	Maths				Reading	Science	SPAG	Golden Time	
							Settle into class registration	Spelling				

Walking in Christ's footsteps, opening hearts and minds ...creating moments that matter ✨

P.E.

- PE will take place on a Tuesday and Thursday for this half term.
- PE uniforms should be kept in school in case PE has to be moved for unforeseen circumstances.
- Children need both indoor and outdoor PE uniforms.



RE- Sacraments

- ▶ Reconciliation (in Year 3)
- ▶ The Sacrament of Reconciliation is the second Sacrament and is also known as Penance and Confession and it is the Sacrament that supports children in understanding of forgiveness, saying sorry for the wrongs done in heart, words, actions and mind, restoring our relationship with God and helping us to make better choices moving forward.
- ▶ Eucharist (in Year 3)
- ▶ Eucharist is the third Sacrament that Catholics will receive. It is the most important and memorable Sacrament as it allows us to receive the Body and Blood of Christ and in doing so Jesus becomes a part of us.
- ▶ To register your child for the Sacraments you must attend Church regularly and speak to Father David.



Important!!

Please name all of your
children's things!

Thank you!

- ▶ We are available to answer any questions should you need further clarification.
- ▶ Enjoy your evening!